

GOODWE


DRIVING THE WORLD'S SMART ENERGY FUTURE

GoodWe

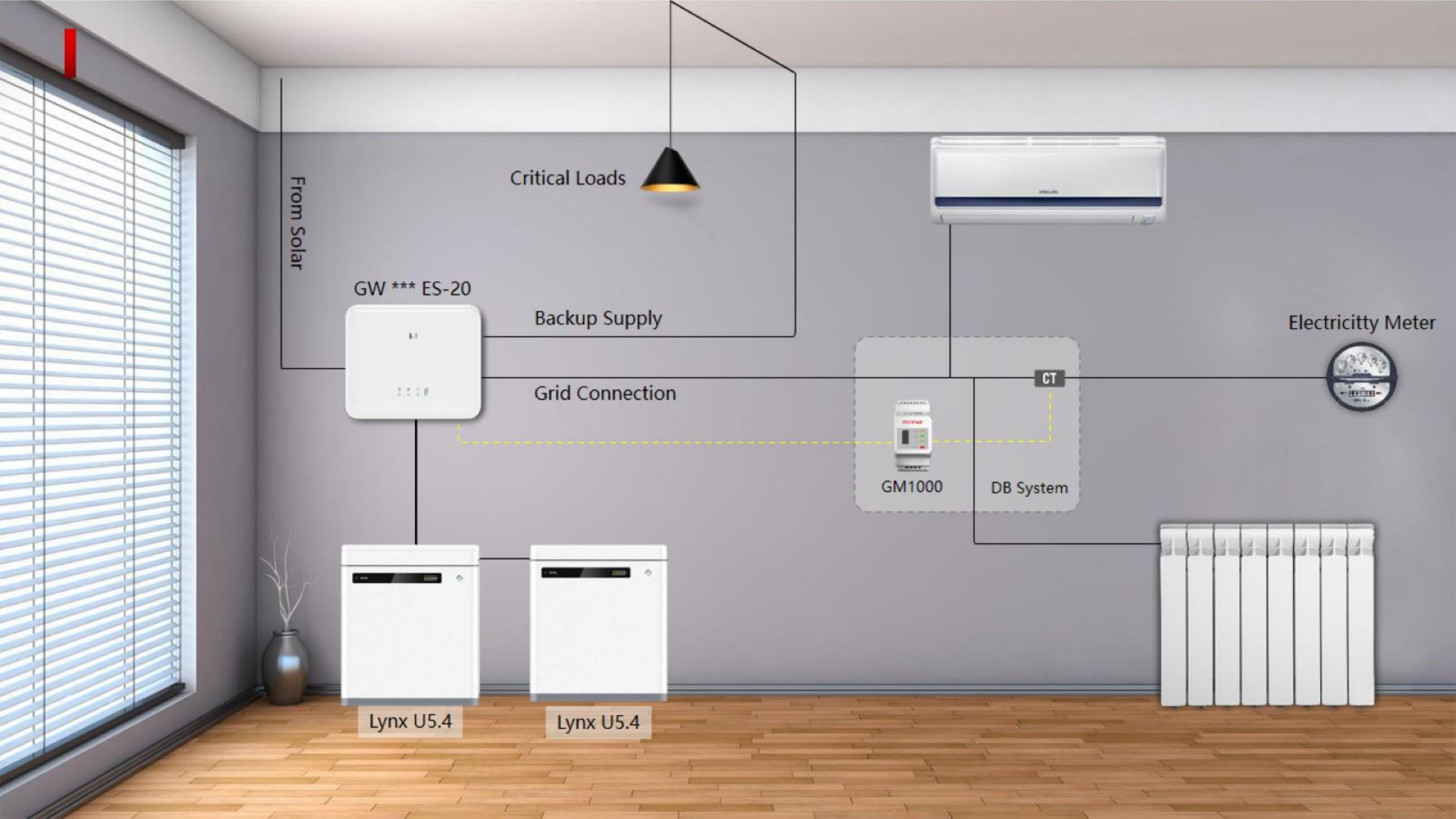
GOODWE
SOLAR ACADEMY

GOODWE ES G2

GoodWe Solar Community
community.goodwe.com

 **ACROSS THE OCEAN TO STAY WITH U**

SA-C-20220927-01 (PUBLIC)



Features

Easy Installation - Plug&Play Design

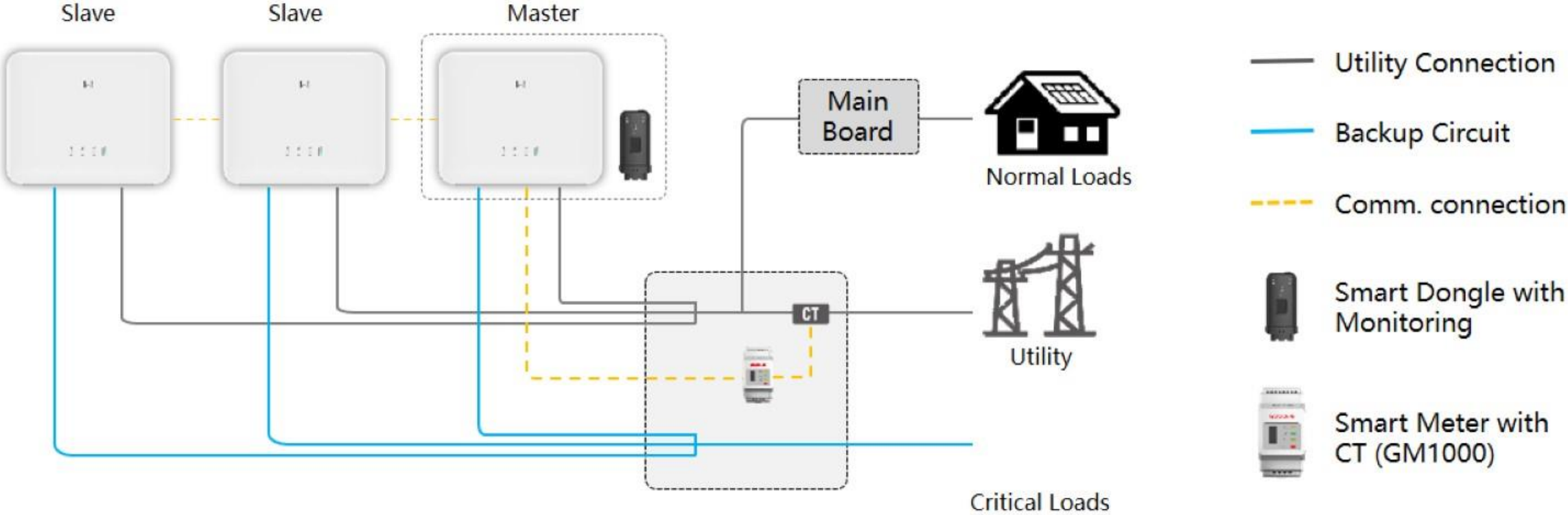
Easy Commissioning - One APP for All

House Fit-in - Mute and Soft Style

Integrated PV2 Isolator



Paralleling System

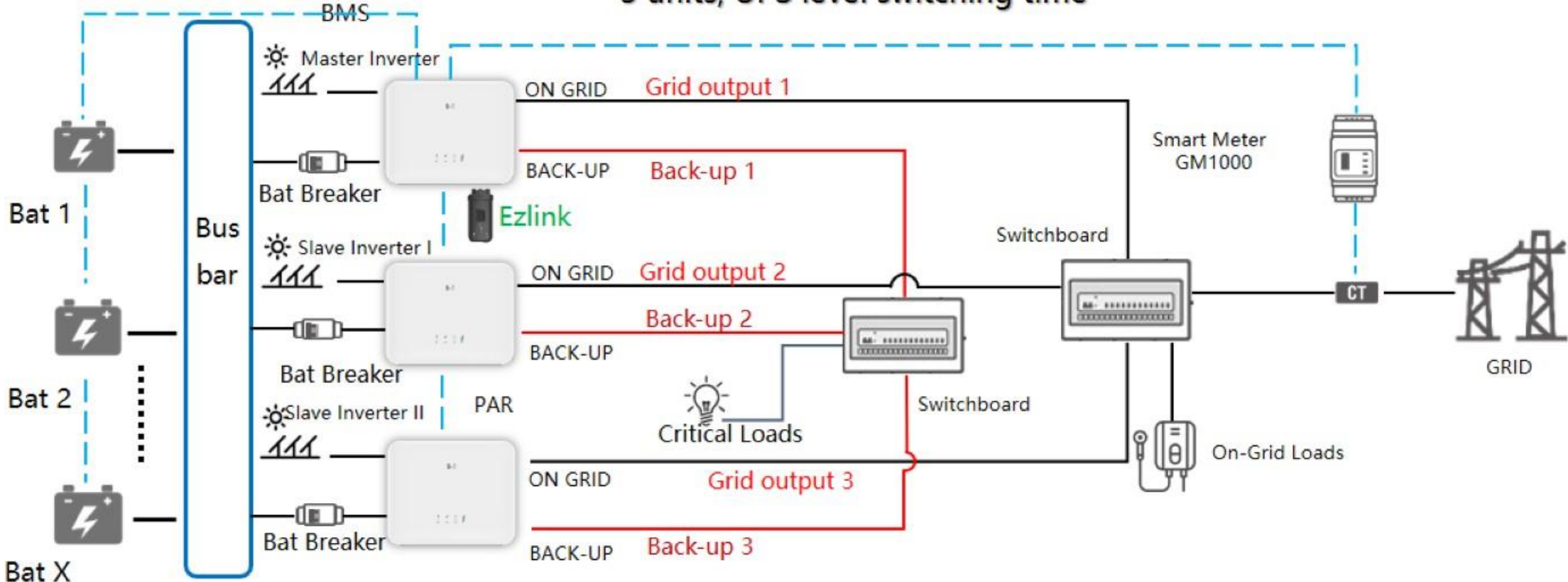


3 pcs could be paralleled, by Master & Slave relationship with smart communication dongle. Slave Inverter in fault mode will **automatically be bypassed**.

Paralleling System(Single phase) -Bus Bar Solution

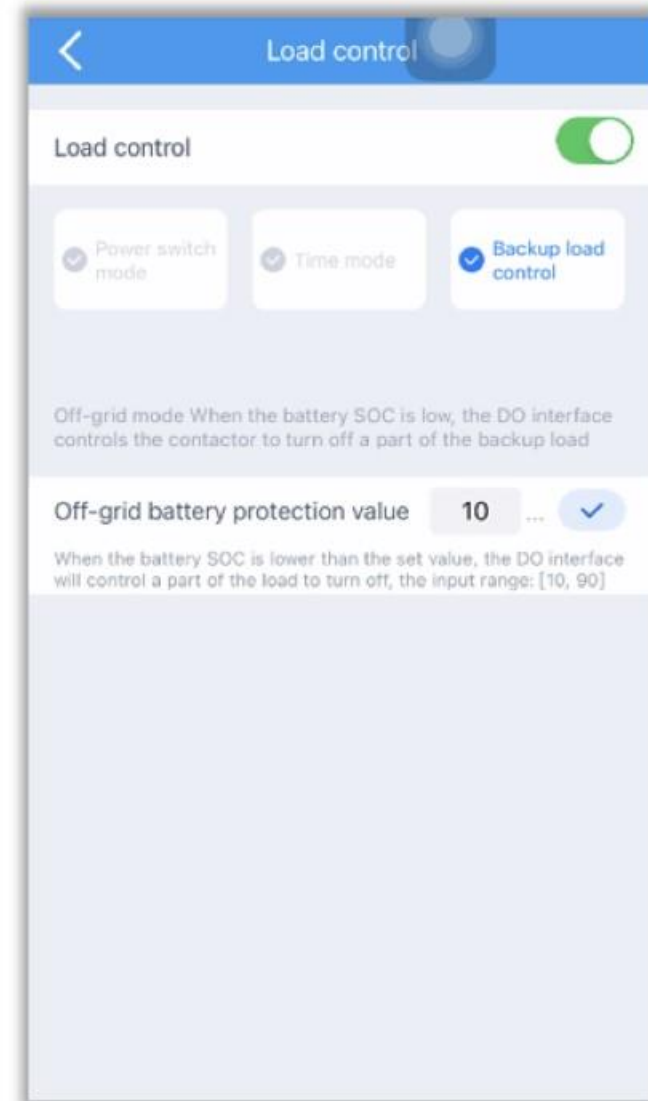
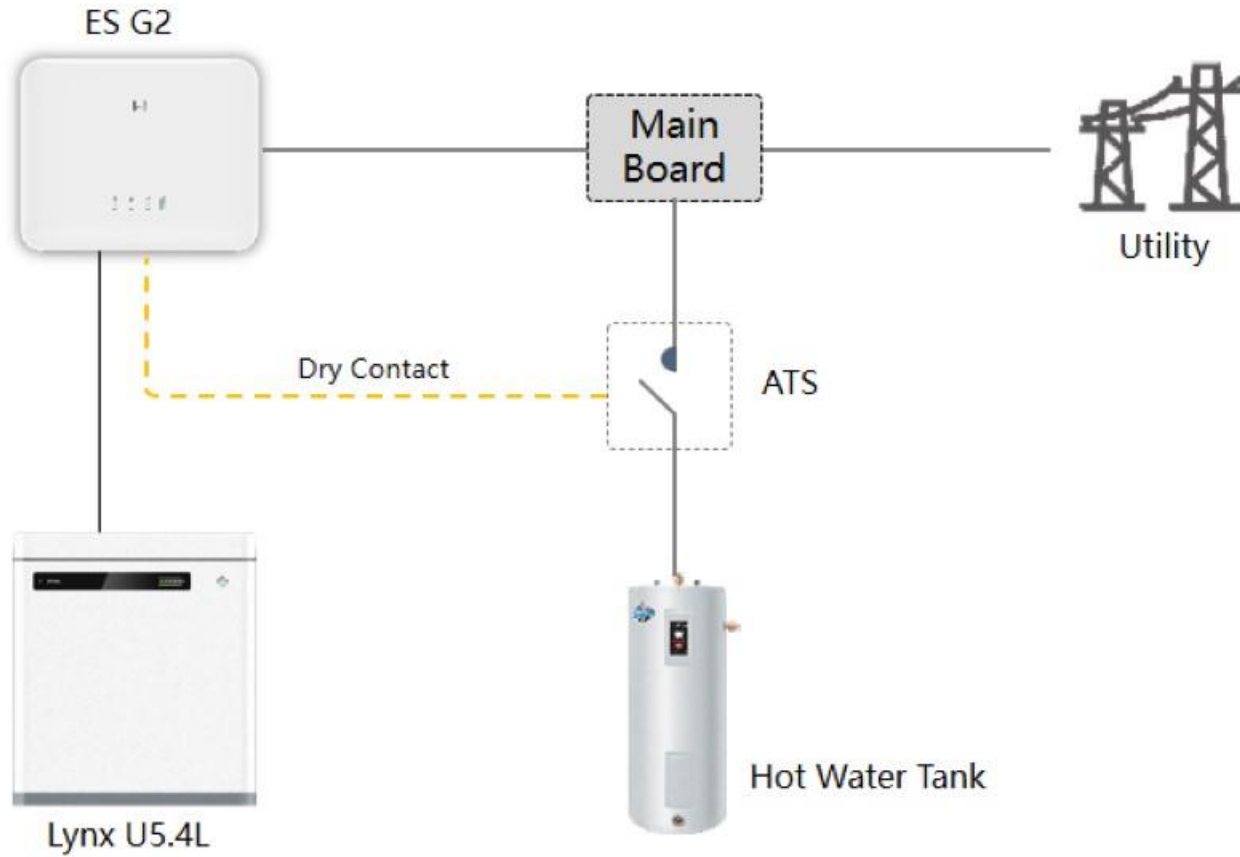
Wiring Schematic

3 units, UPS level switching time

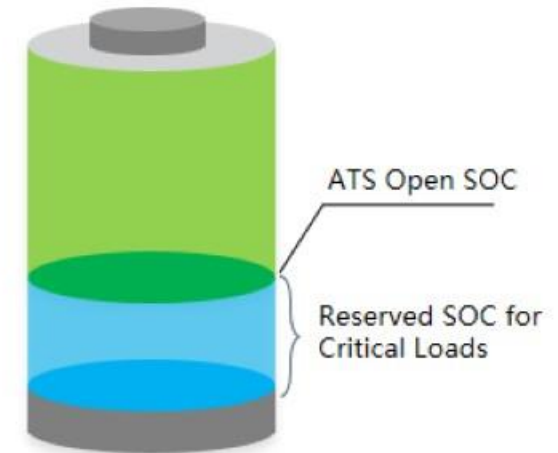
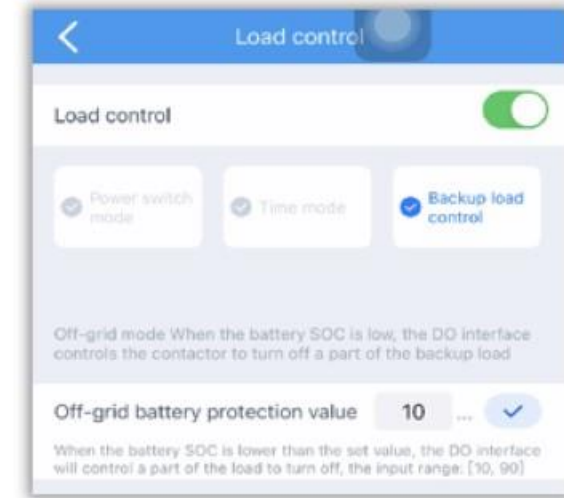
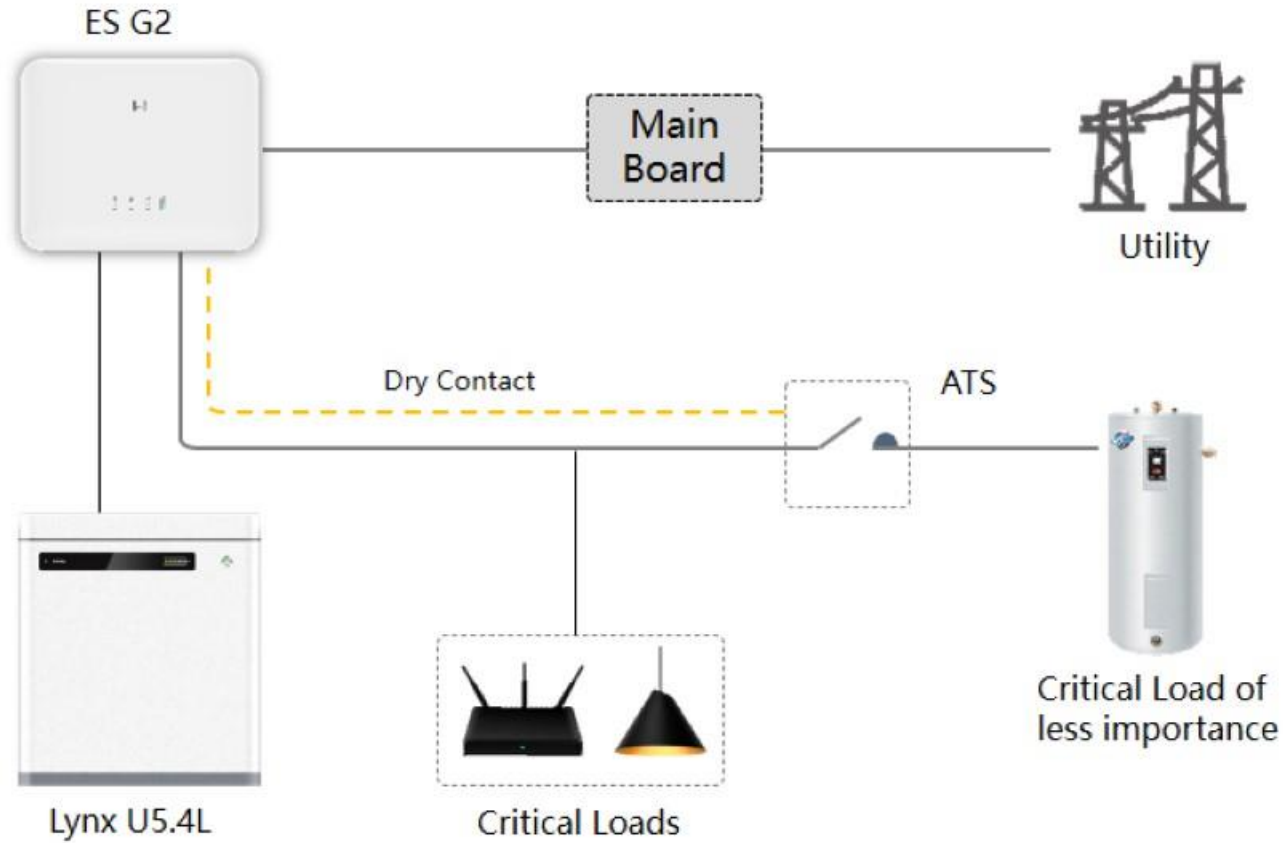


— Backup Power Cable — Power Cable - - - Single Cable

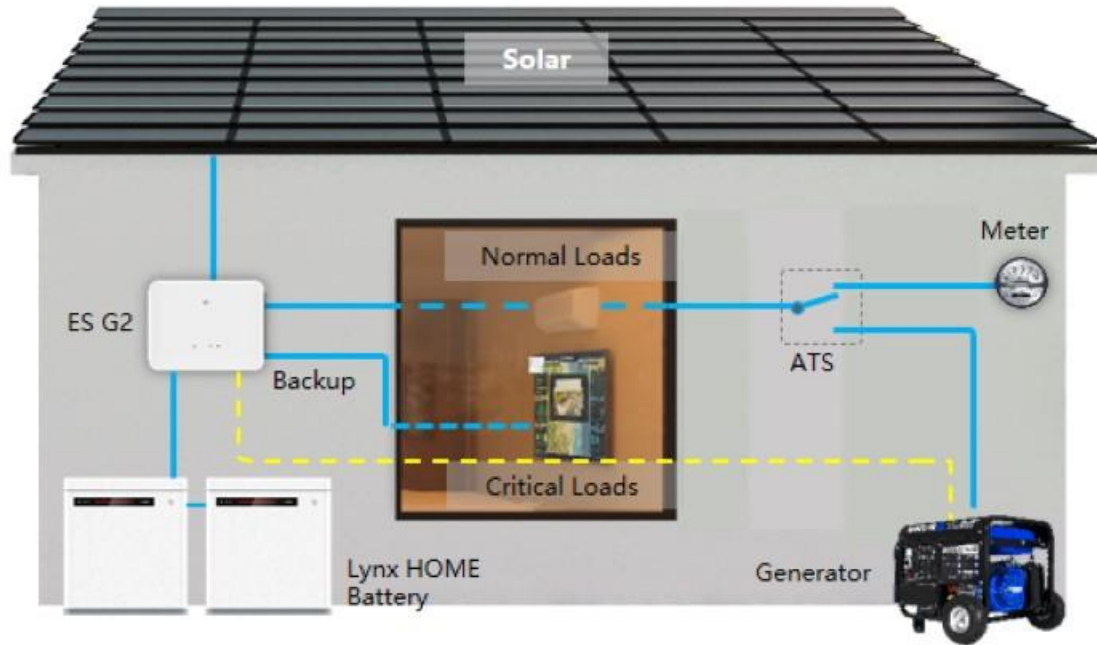
Smart Load Control



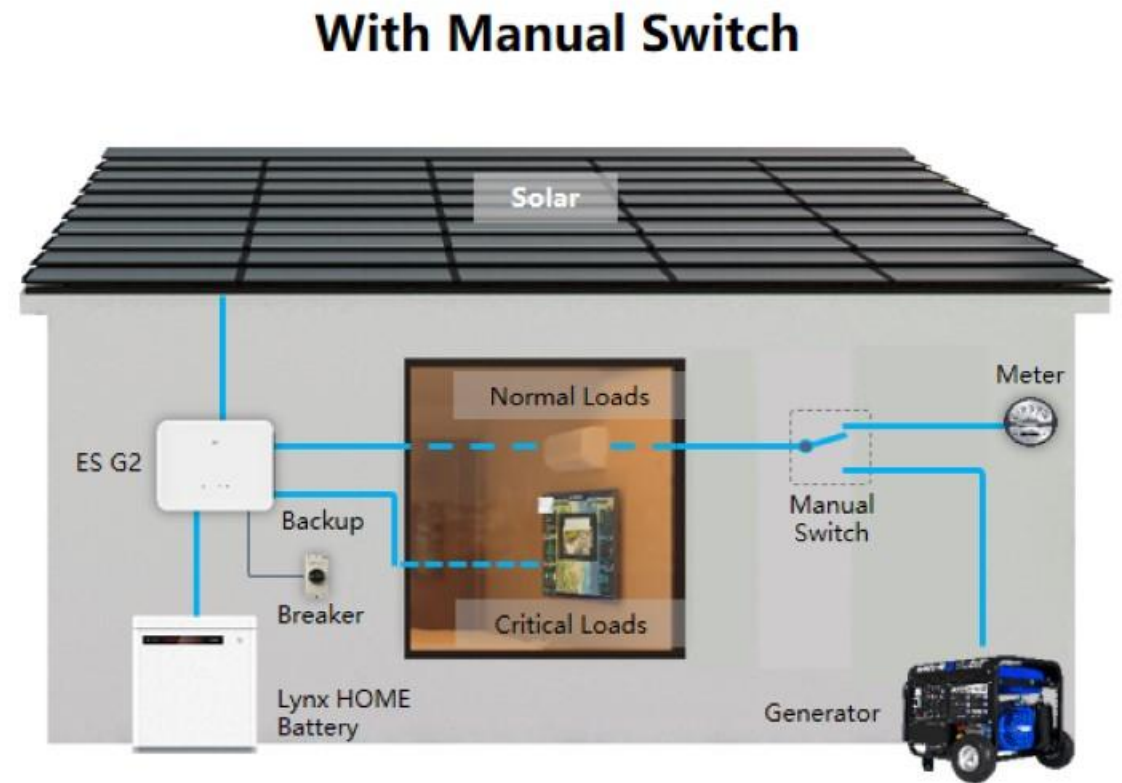
Smart Load Control



Generator Integration

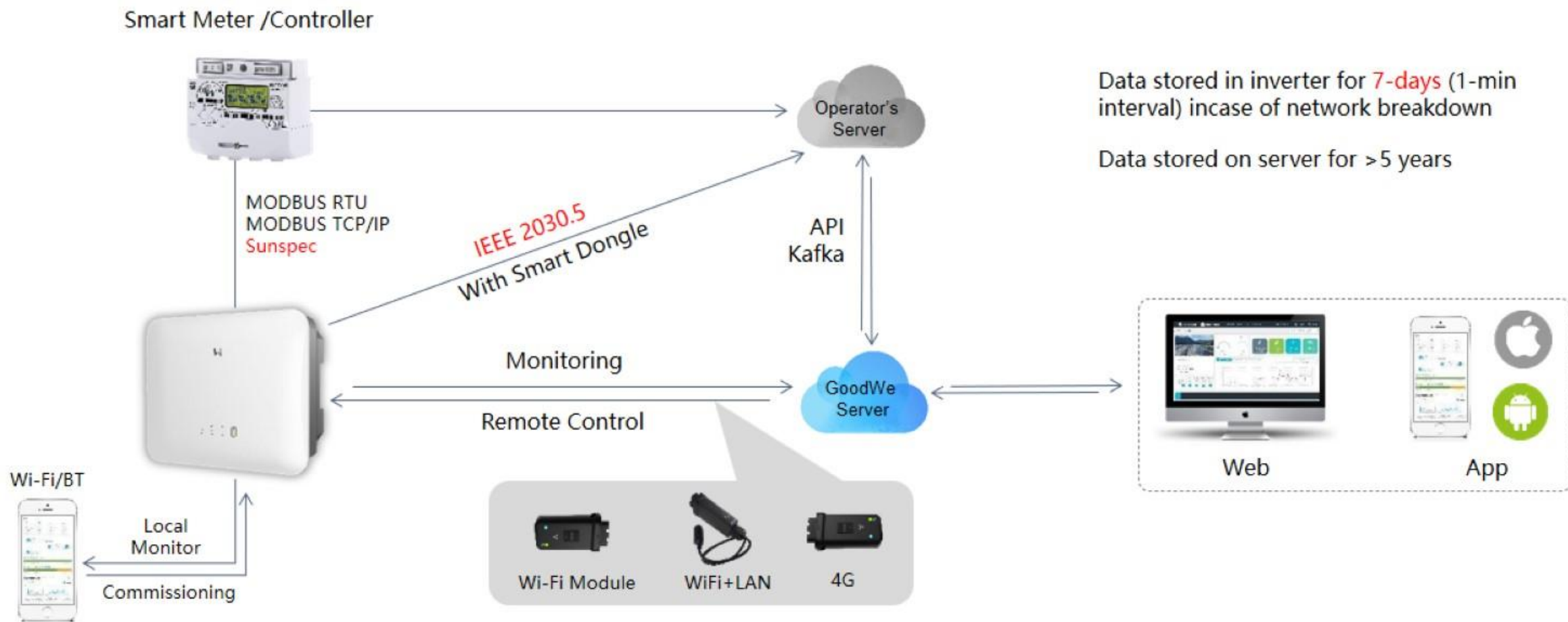


With Auto-detection Switch



ARM Firmware V05 required

Communication System



Safety Solution



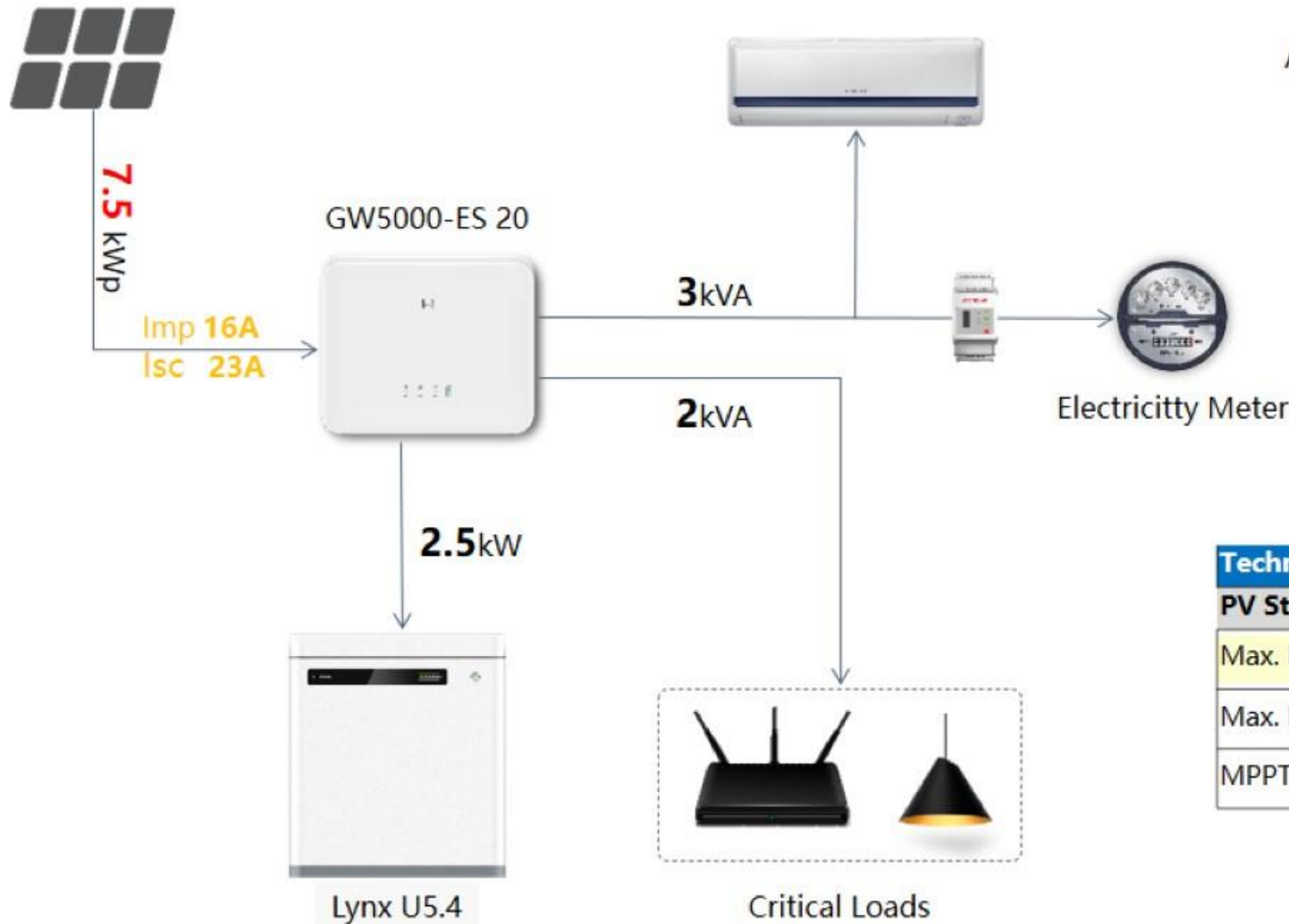
Lightning Protection

Electric Arc Protection

t
b
e
d
i
s
p
l
a
y

Features - PV Overloading

More than the capacity you paid



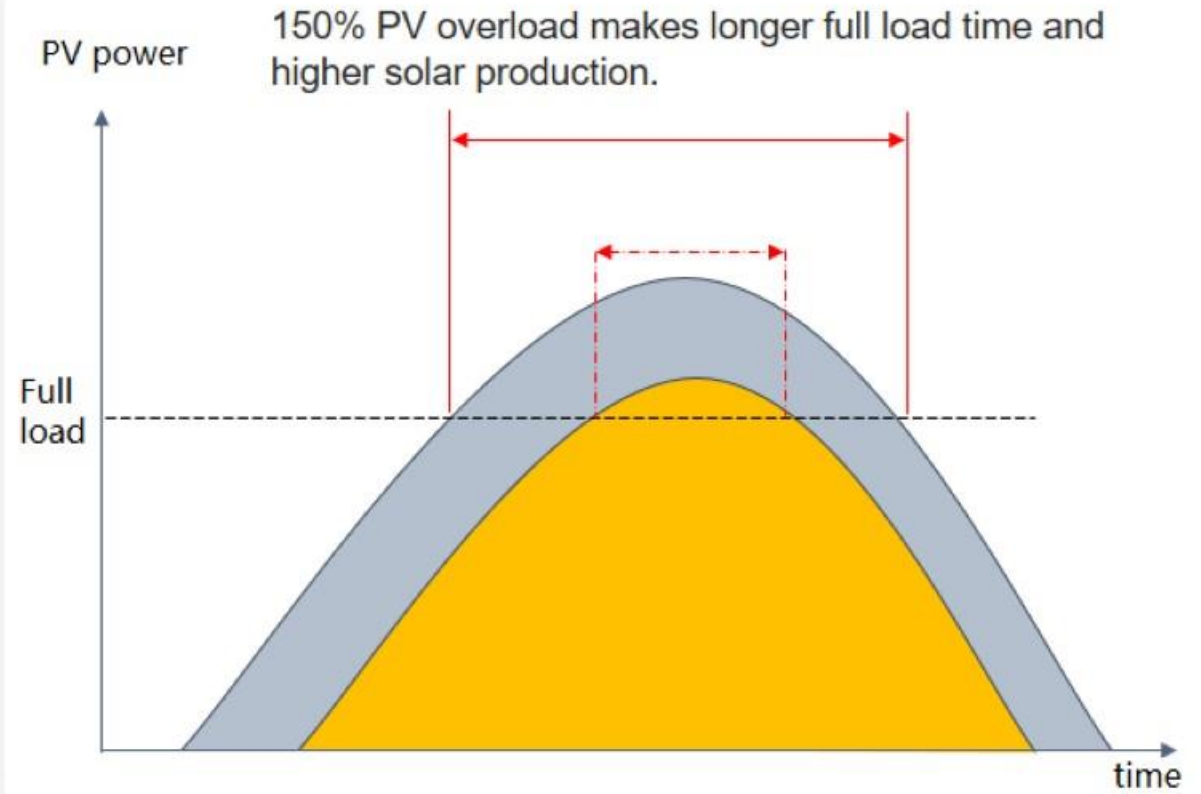
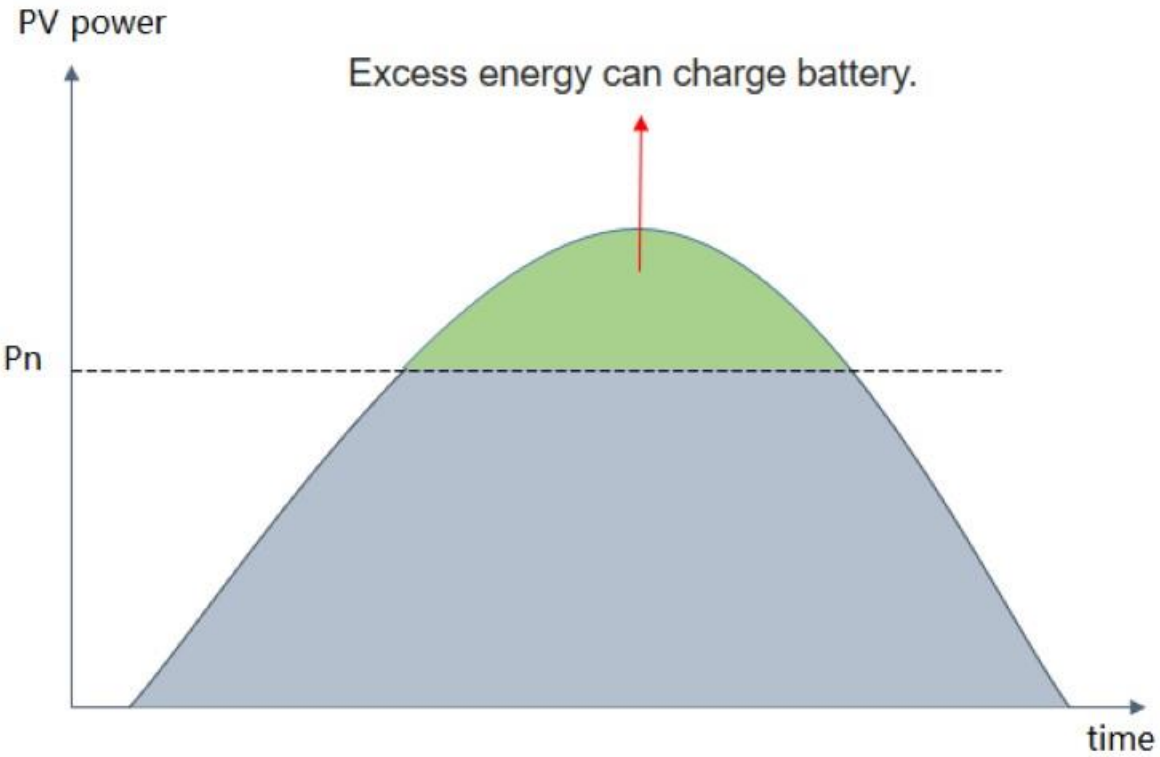
Maximized Usage of the Oversized Solar Capacity

ES G2 inverter support max **1.5*Pn** PV overload ability, which means the access power will charge battery.

Suitable for large solar Panels (16A/String)

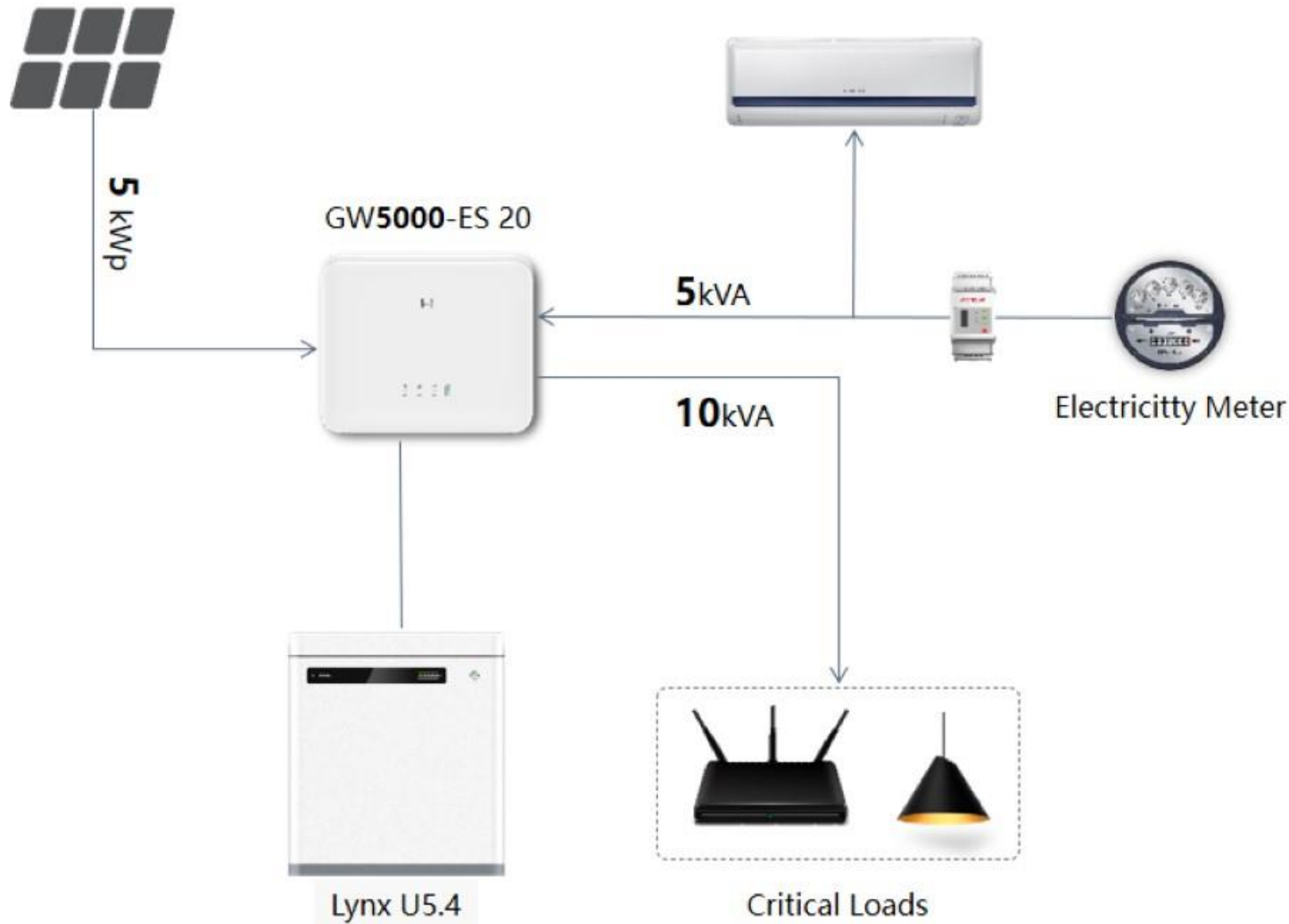
Technical Data	GW5000-ES-20	GW6000-ES-20
PV String Input Data		
Max. Input Power (W) ²	7,500	9,000
Max. Input Voltage (V)	600	600
MPPT Operating Voltage Range (V)	60~550	60~550

PV overload



Features - Backup Overloading

More than the capacity you paid



Less Limited for Whole-Home Backup Usage

ES G2 inverter support max **2*P_n** output with grid availability.

And **2*P_n** output without utility

Compatible Batteries



Function	GoodWe Lynx U	LG RESU LV	BYD Box Flex Lite	Pylontech Force L1/L2	Dyness Powerbox
Operation Data	Yes	Yes	Yes	Yes	Yes
Paralleling	Up to 32.4kWh	Up to 24kWh	Up to 320kWh	Up to 24kWh	Up to 38kWh
BMS Update	Yes	Yes	No	No	No
Throughput Energy	Yes	No	No	No	No

Compatible Batteries




Function	Solar MD SS	Freedom Won	Blue Nova	WECO	UZ Energy
Operation Data	Yes	Yes	Yes	Yes	Yes
Paralleling	Up to 22,2kWh	Up to 80kWh	Up to 46,8KWh	Up to 79,5kWh	Up to 80kWh
BMS Update	No	No	No	No	No
Throughput Energy	No	No	No	No	No

GOODWE
SOLAR ACADEMY

GOODWE ET 15-30

GoodWe Solar Community
community.goodwe.com

 ACROSS THE OCEAN TO STAY WITH U

SA-C-20220927-01 (PUBLIC)

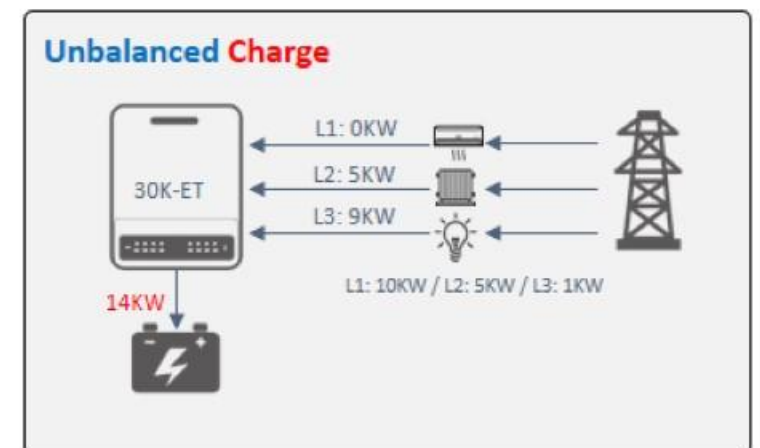
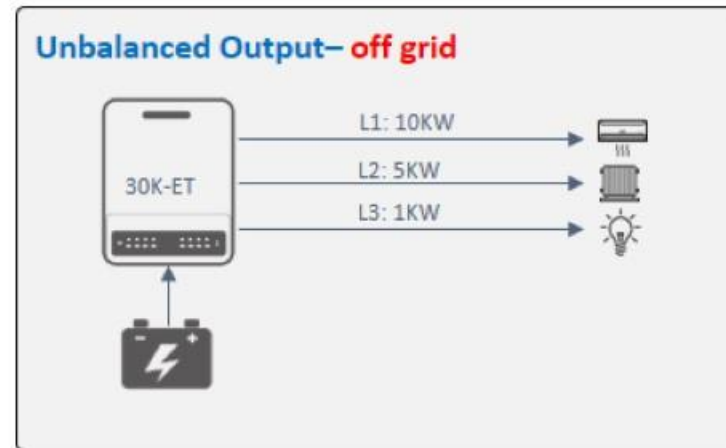
Parameters

Model Name		GW15K-ET	GW20K-ET	GW25K-ET	GW29.9K-ET	GW30K-ET
DC Input	Max. Charge/Discharge Current (A)	50		50*2		
	Max. Charge/Discharge power (kW)	15	20	12.5*2	15*2	15*2
	Bat Voltage Range (V)	200-800				
	Max. Input Power (W)	1.5*Pn				
	Max. Input Current per MPPT (A)	30				
	Number of MPPT	2	2	3	3	3
	Number of Strings per MPPT	2/2		2/2/2		
Grid Output	Nominal Output Voltage (V)	380/400, 3L/N/PE				
	Max. Apparent Power Output to Utility (kVA)	16.5	22	27.5	29.9	33
	Max. Apparent Power from Utility Grid (kVA)	22.5	30	33	33	33
Backup Output	Max. Continuous Output Power (kVA)	Pn				
	Peak Output Apparent Power (kVA)	1.6*Pn @ 3s		30 @ 60s	36 @ 60s	36 @ 60s
Efficiency	Max. Efficiency	98.0%				
	European Efficiency	97.5%				
	Max. Battery to Load Efficiency	97.5%				
Protections	DC Surge Arrester	Type 2				
	AC Surge Arrester	Type 3				
	AFCI/RSD	Optional				
General	Communication with Portal	WiFi/4G/LAN/WIFI+LAN/Bluetooth				
	Weight (Kg)	48		54		
	Dimension (W×H×Dmm)	660×520×220				
	IP Rating	IP66				
	Noise(dB)	< 45			< 60	

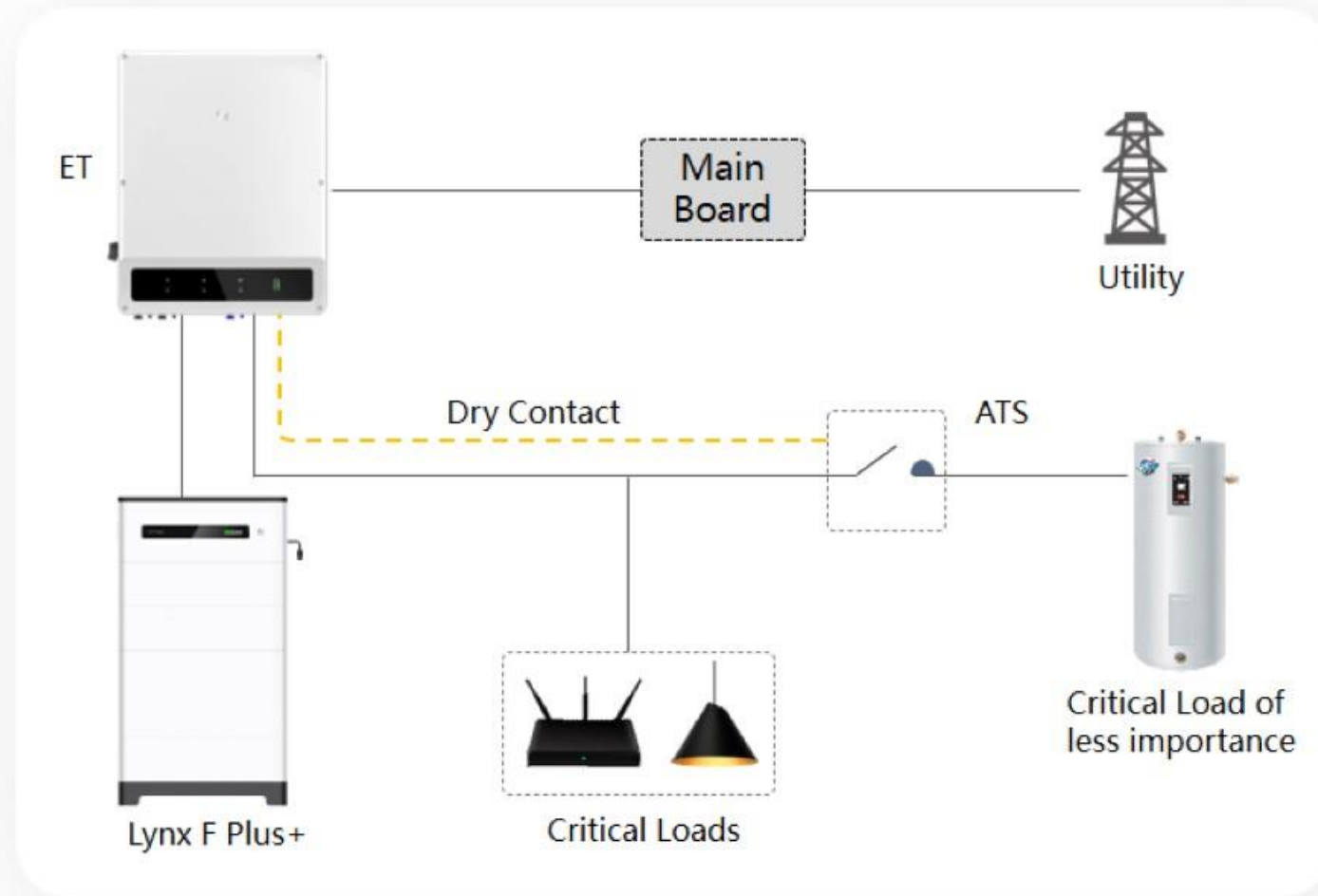
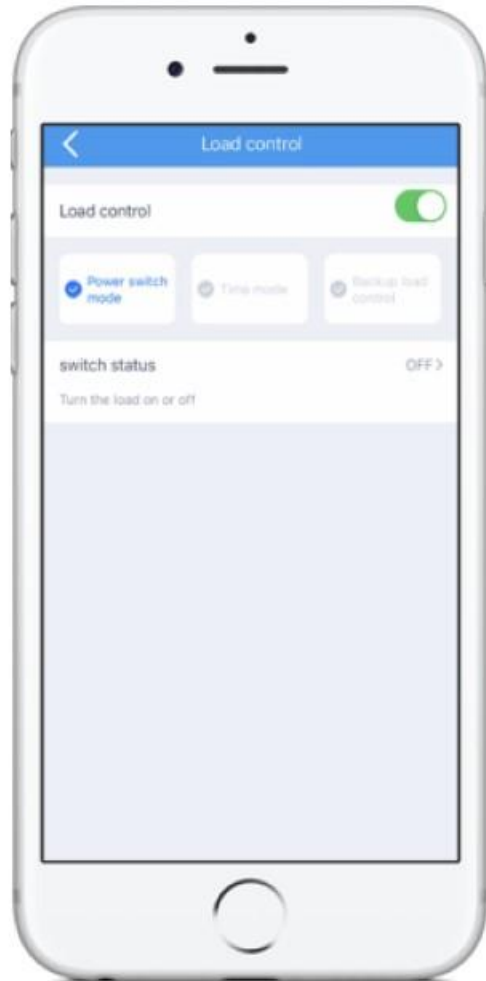
Unbalanced output

- 100% unbalanced output
- Both Back-Up & On-Grid
- Optional on APP
- No extra devices

Note: unbalanced output on Grid side works only if Smart Meter works fine & communicates to inverter successfully

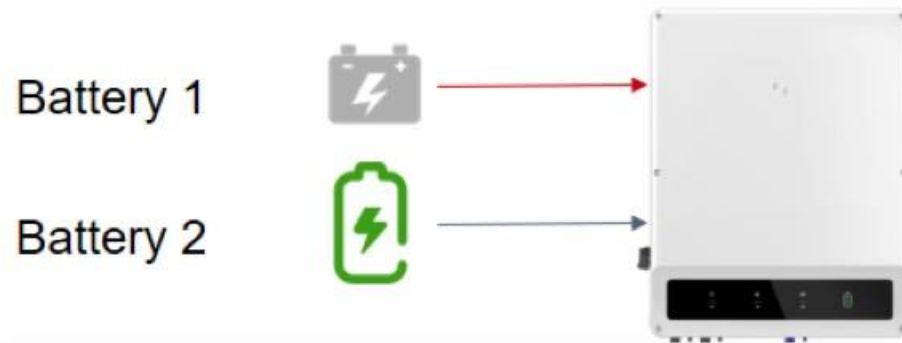


Smart load control



Control large loads with DO contact based on the preset conditions to make sure solar power is used under max-efficiency way

Separate battery input




- 1 Battery input for ET 15/20K,
2 Battery input for ET 25/30K
- Max. 50A for each battery input
- Different brand battery can be used(BYD, Pylontec and Goodwe)

Compatible battery is listed below, open BMS protocol can also be provided.

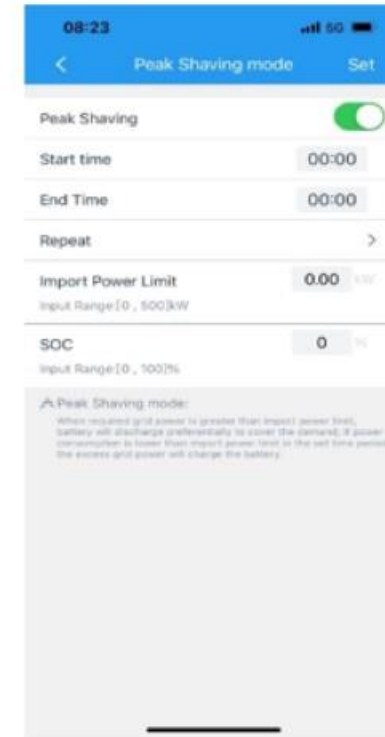
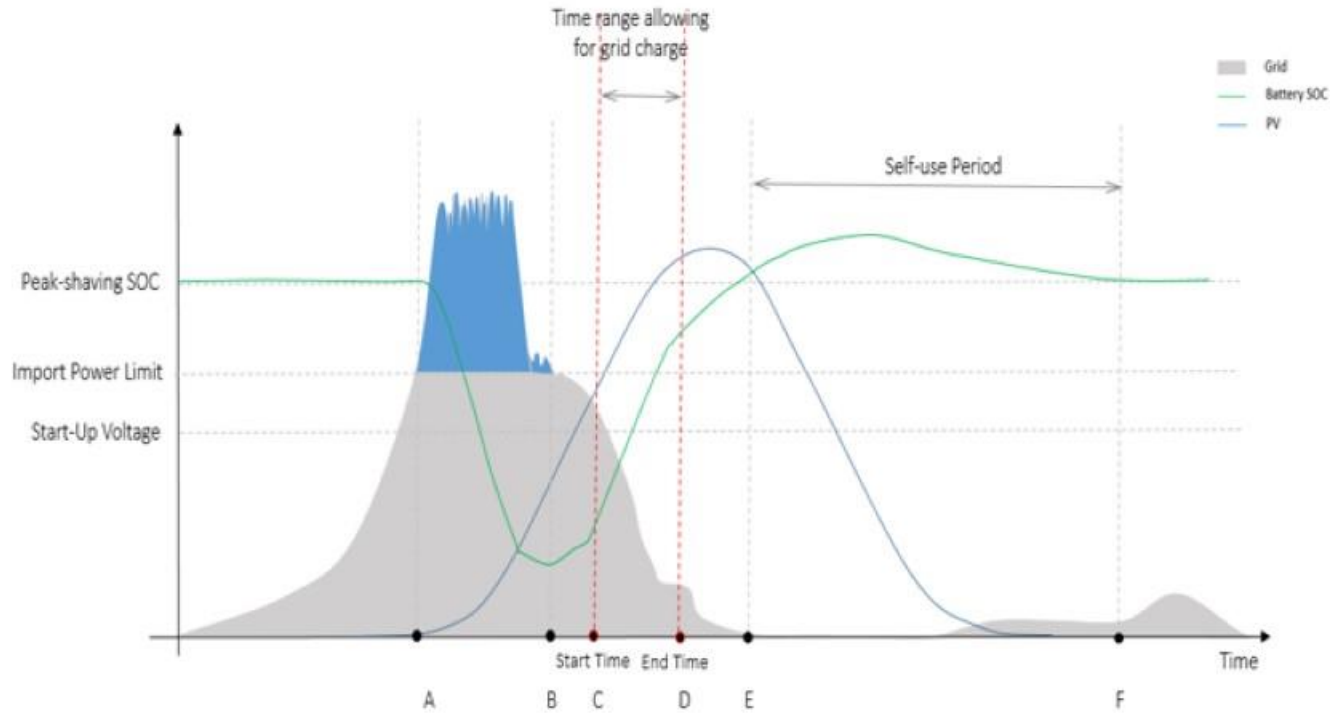


GoodWe Lynx F Plus+
(Up to 50A after paralleling)



BYD HVM/HVS

Peak Shaving



Easy commission with Solar Go

Basic setting

- Change the safety code
- Time
- Grid type
- Work mode
-

Advanced setting

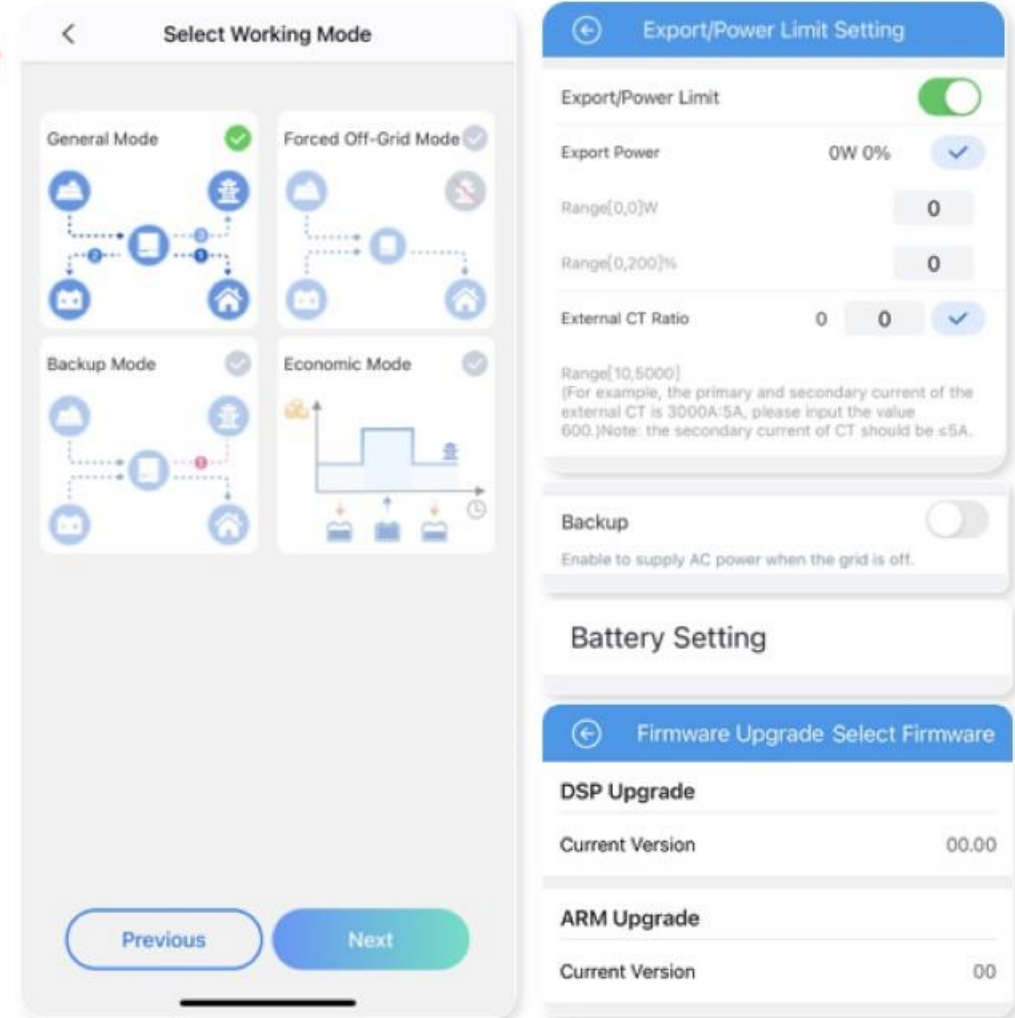
- Export Power Limitation
- Back-up setting
- Custom Safety Parameters
- Power Factor Setting
- Battery setting
-

Maintenance

- Grid switch
- Firmware upgrade

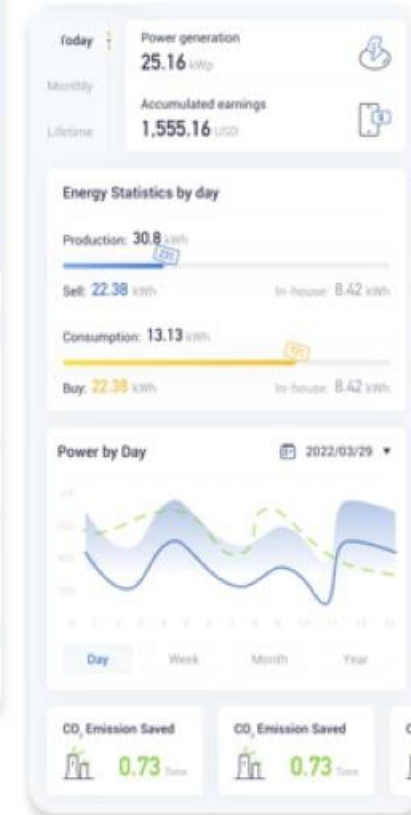
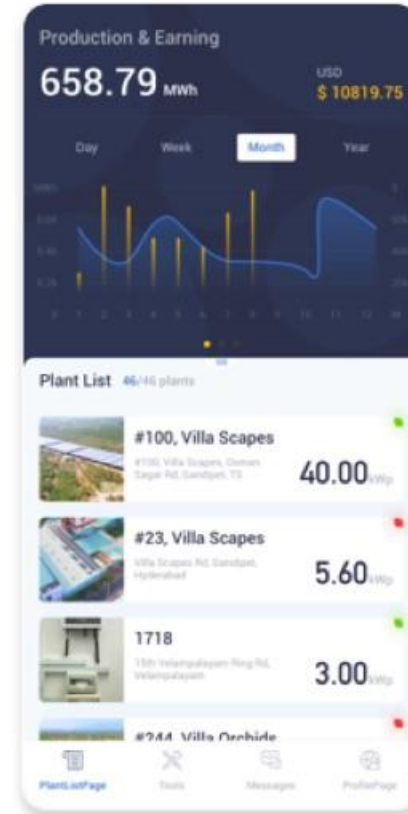


You can do a lot of things in this APP!



Convenient Maintenance with SEMS

Maintenance



C&I
Inverter 100-120kW | 10/12 MPPTs

HIT





Compatible with
High-power Modules


Power Line
Communication 2.0



I-V Curve
Diagnosis


Internal Humidity
Detection


SVG Function
Available

		HT Series
		
Design	Nominal AC output	100 – 120 kW
	Grid Connection	3 phase
	AC output Voltage	400 V
	MPPTs	10 - 12
	Compatible with high current modules	Yes
	Max efficiency*	99.0 %
	Max DC Voltage	1100 V
Com.	Standard communication	RS485
	Optional communication	Wi-Fi / PLC
Protection	Protection degree	IP66
	SPD Types AC/DC	II/II
	PID recovery function	Optional
	AFCI	Optional

MPPT Optimization



Hot Spot



Different tilt and azimuth



Shattered



Dirt



Shading

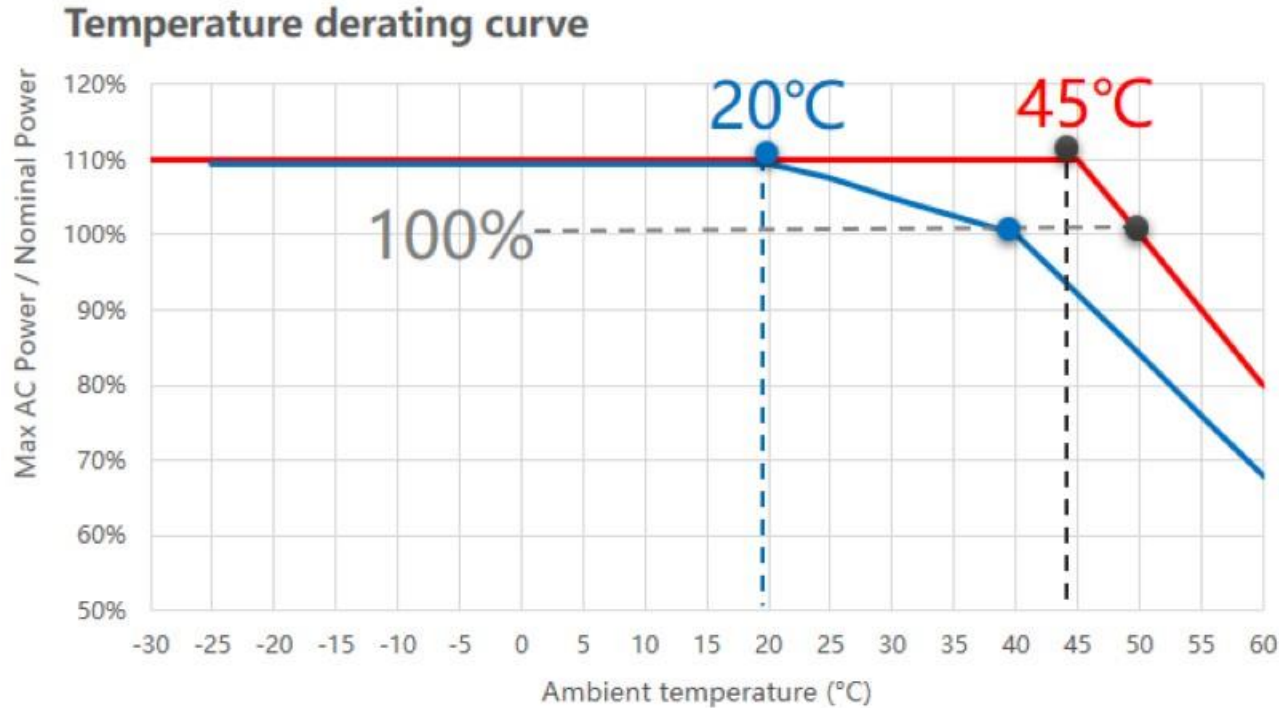


Mismatch




With up to **12 MPPT**, HT series inverters significantly reduce PV array losses.

High Temperature Adaptability



GoodWe C&I inverters



Other inverter

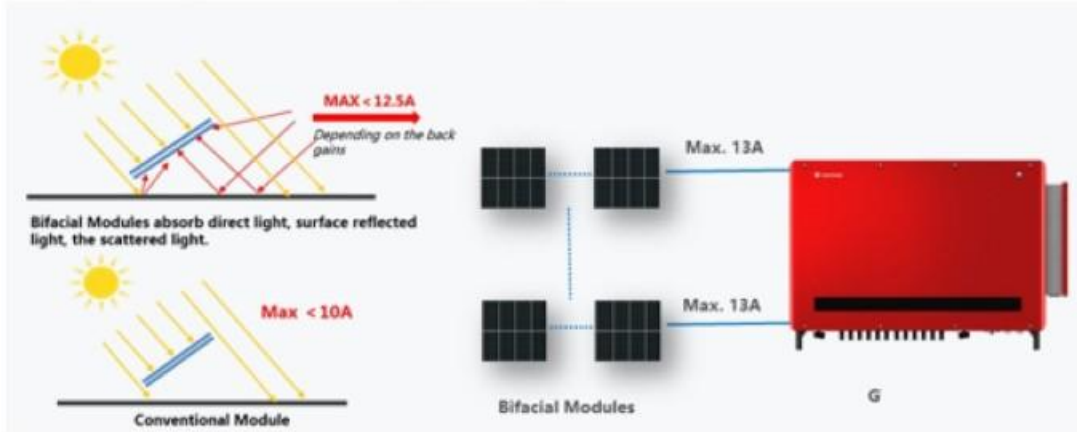
VS.



IP68 fan equipped on GoodWe HT series

Derating threshold value of **45°C of C&I Portfolio** contributes to higher yield in mild and hot areas.

GW50KN-MT: 50°C
C&I Portfolio: 45°C



Examples:

	HT
Input Current	15 A
Short circuit current	22.5 A

Values are displayed based on DC input. For system with even higher currents, less inputs can be used

What is a PV Module with high current?

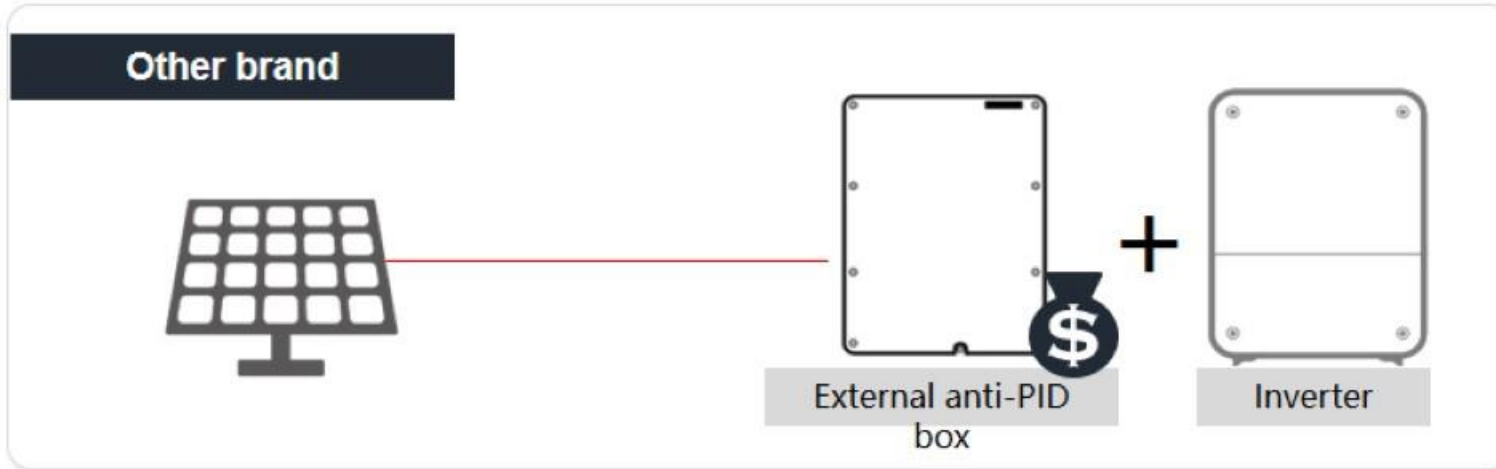
- Bifacial (BF) modules or new generation high power modules produce higher currents.
- BF modules collect photons from both sides of the modules. Photons contribute to higher module current.
- Up to 30% improved yield.

How does light get to the underneath of the bifacial PV module?

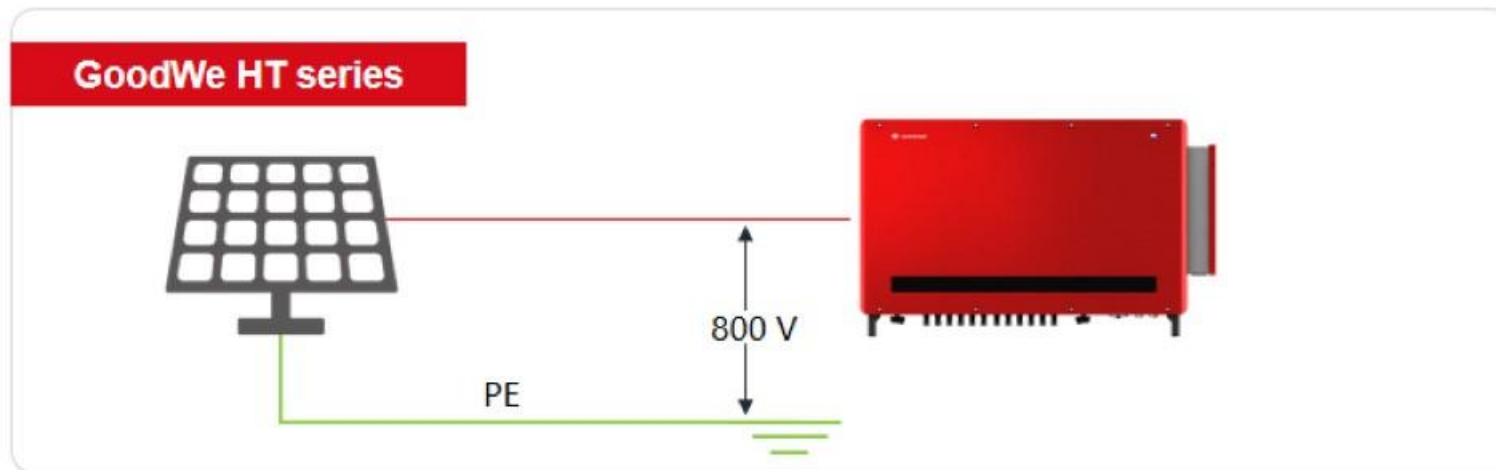
- Albedo irradiance is the component of sunlight reflected from the ground.
- Different ground surfaces reflect more than others.
- Decreasing the land requirement per energy delivered.

How does GoodWe respond to the changes in this PV technology?

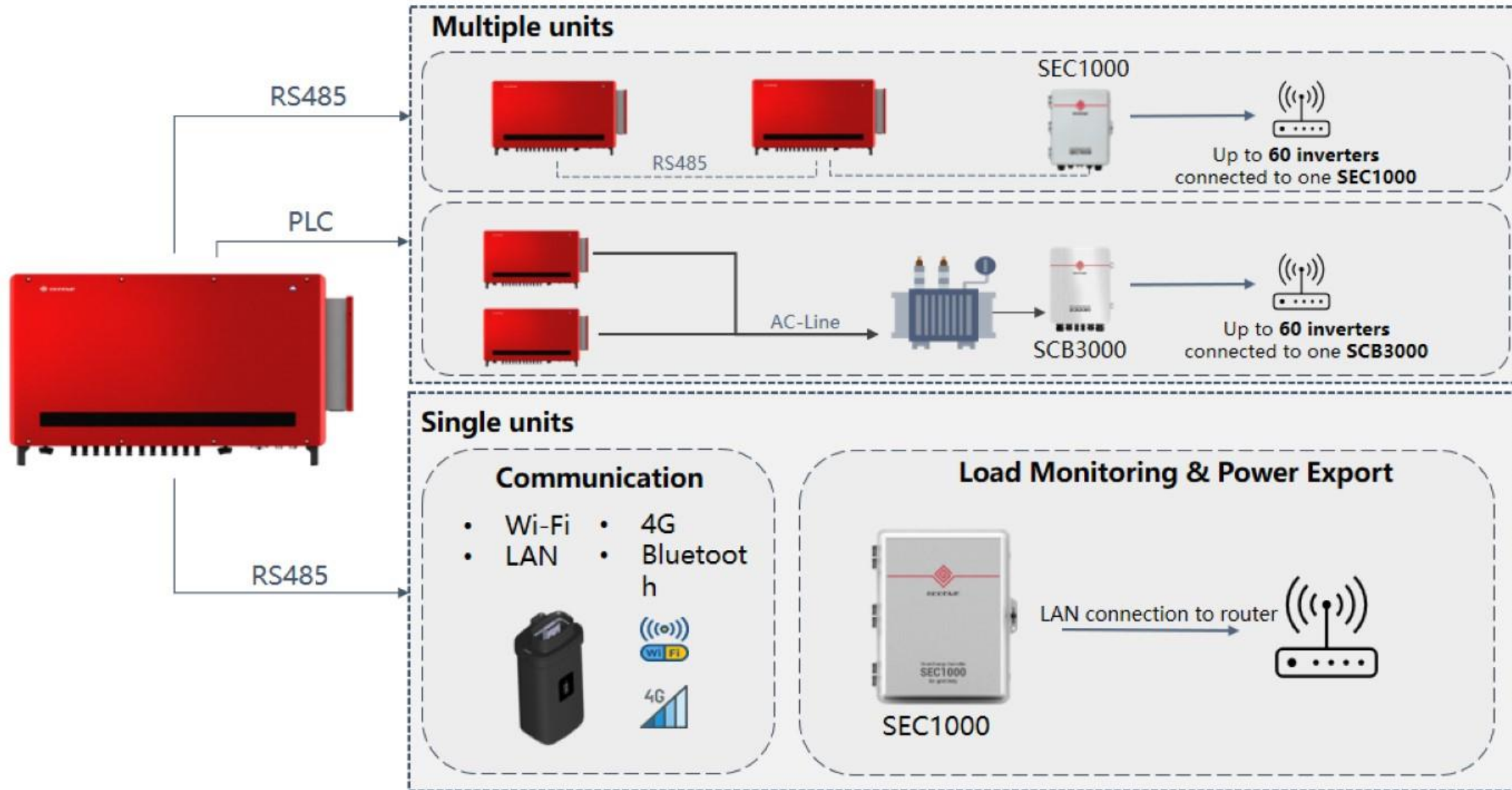
- GoodWe have introduced Inverters with higher input currents and higher short circuit current.



- Extra expense spent external Anti-PID box



- The PID-Recovery function applies a reverse 800 V voltage between modules negative and PE during the night.
- Retrofit on field possible (only SMT & MT)



















- Goodwe After Sales

Local technical support

- Competent local technicians
- Remote troubleshooting and commissioning support
- Supported and trained by L2 engineers in EU time zone
- Flexible resource with service partners to adapt to GoodWe's growth
- Quality control by a unified ticket and phone system across EMEA
- KPI driven, to improve when needed. Our targets are:
 - Response Time (emails < 48h)
 - Response Time (90% of calls < 5min)
 - Resolution Time (average <5 days)
 - NPS (customer satisfaction > 90%)

After-Sales Service offer by GoodWe Europe

															
	DE	AT	CH	IT	SP	PT	NL	BE	FR	UK	IE	PL	GR	RSA	Other EU/EMEA
Local technical hotline	●			●	●		●	●	●	●		●	●	●	
Technical support in local language	●	●	●	●	●	●	●	●	●	●	●	●	●	●	● ^{EN, AR}
Local warranty stock	●			●	●		●			●		●	●	●	
Central EU warranty stock (Netherlands)	●	●	●	●	●	●	●	●	●	●	●	●	●		●
GoodWe PLUS+ installer service rates	●	●	●	●	●	●	●	●	●	●	●	●	●		
On-site technical support	●	●	●	●	●	●	●	●	●	●	●	●	●	●	
Repair service ^{RC}	●	●	●	●	●	●	●	●	●	●	●	●	●	● ^{RC}	●

●: in place

●^{EN, AR}: Support in English or Arabic

●^{RC}: Repair centre located in Poland ●: Coming Soon

How to contact GoodWe's technical support

 <https://support.goodwe.com>

 **Germany**
 **Austria**
 **Switzerland**
 **Czech Republic**
 +49 32 2210 9272 1 (DE/EN)
 service.de@goodwe.com

 **Netherlands**
 +31 30 737 1140
 service.nl@goodwe.com

 **Belgium (Dutch)**
 +32 3 808 71 67 (NL/FR)
 service.nl@goodwe.com

 **United Kingdom**
 **Ireland**
 +44 204 577 0609
 service@goodwe.co.uk

 **Spain**
 +34 951 128 056
 soporte.es@goodwe.com

 **Portugal**
 +34 951 128 056 (ES)
 servico.pt@goodwe.com

 **Italy**
 +39 0362 160 0006
 service.it@goodwe.com

 **Greece / Cyprus**
 +30 21 1199 5643
 service.gr@goodwe.com

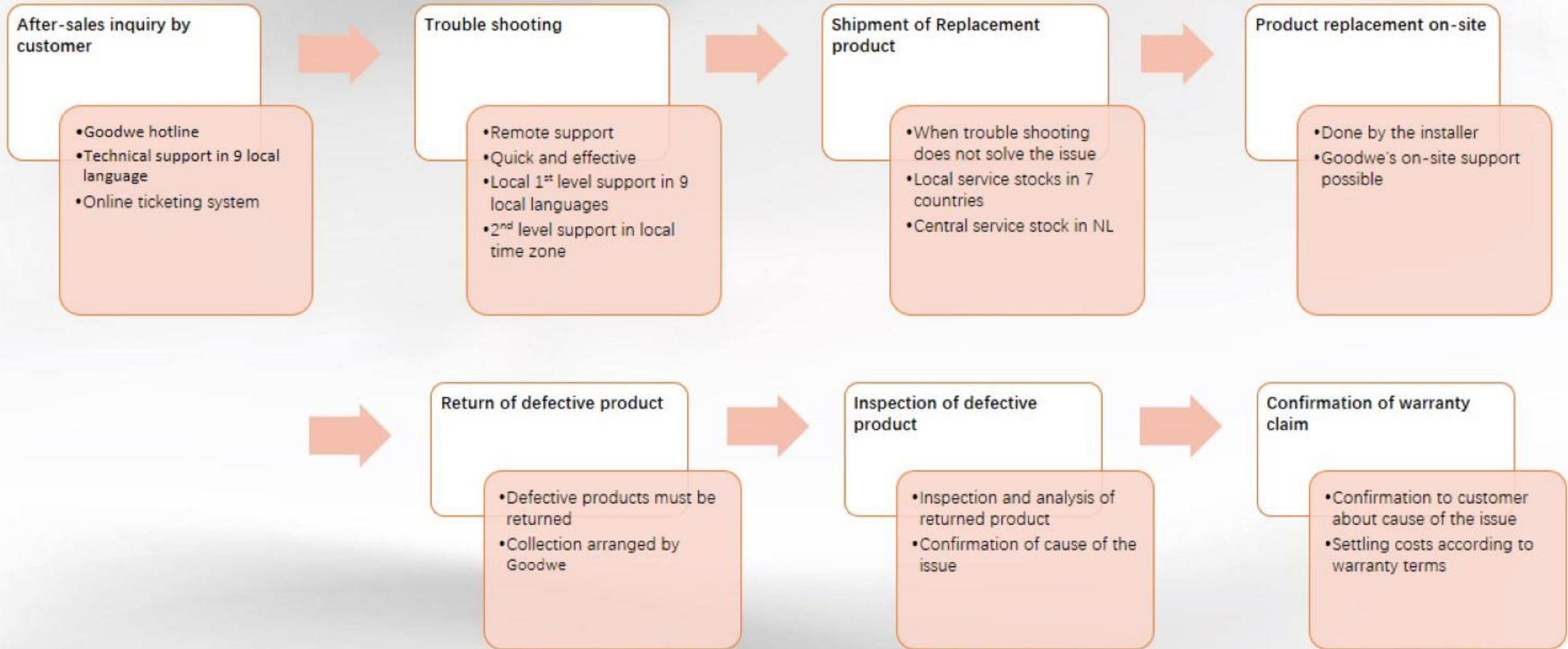
 **Poland**
 +48 (62) 75 38 087
 service.pl@goodwe.com

 **South Africa**
 +27 861 126 777
 service.za@goodwe.com

 **France**
 +33 4 22 84 04 68
 service.fr@goodwe.com

 **EU / EMEA**
 +44 204 577 0609 (EN/AR)
 service@goodwe.co.uk

Goodwe's After-Sales Service Process





RMA Process

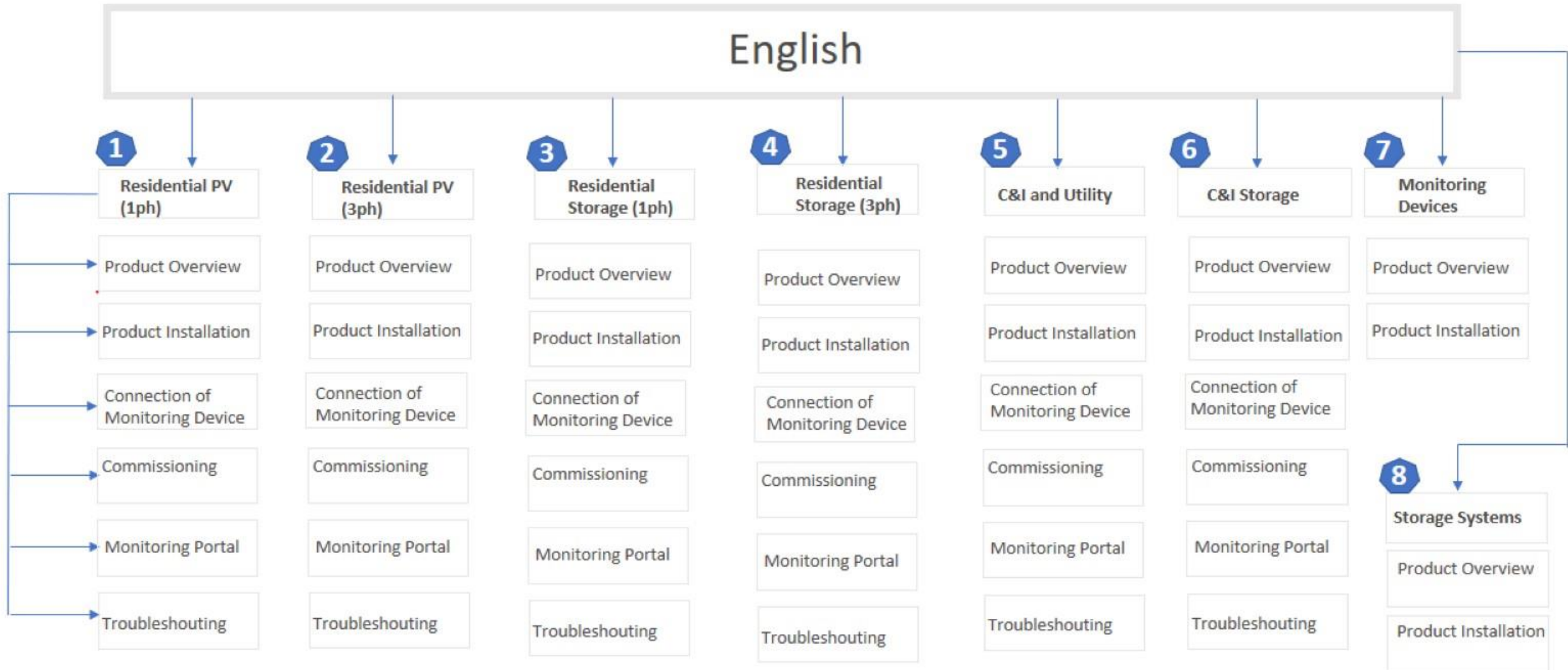
Why should the RMA form filled out properly?

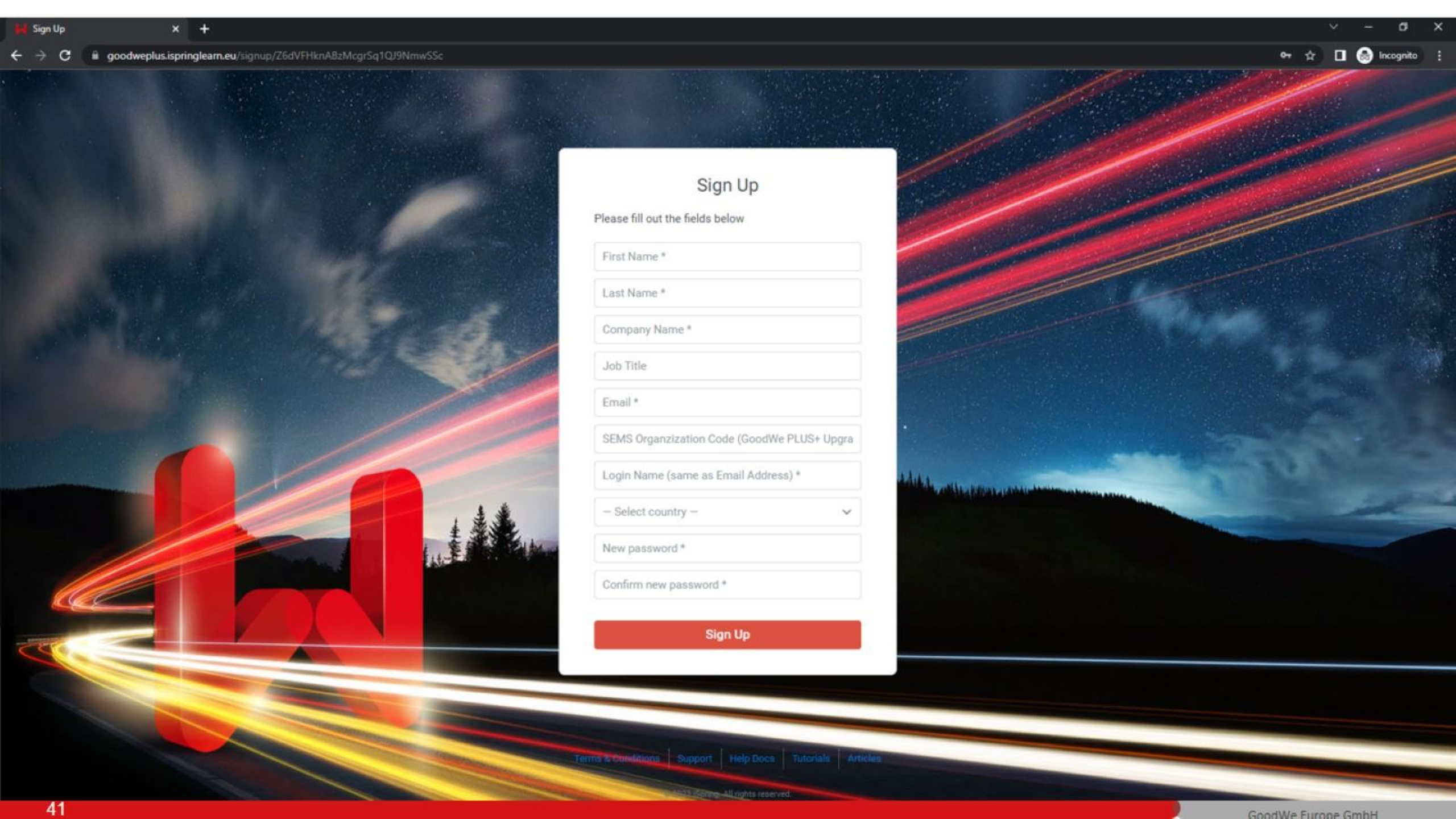
- RMA stands for Return Material Authorization
- Formal process for Repair or Exchange of product
- Only with sufficient information can we process the RMA-proces.
 - The warranty department should evaluate objectively if RMA request is approved on valid bases.
 - The technical information is used for Quality review & analysis by R&D
- Mandatory Fields that need to be filled out are marked





GoodWe Plus+ 2.0





Sign Up

Please fill out the fields below

First Name *

Last Name *

Company Name *

Job Title

Email *

SEMS Organization Code (GoodWe PLUS+ Upgra

Login Name (same as Email Address) *

— Select country —

New password *

Confirm new password *

Sign Up




My Courses




Enrolled (6) Completed (0)


Search...


Courses


- 


Last viewed
GoodWe Company Introduction
Continue training


In Progress (10.0% viewed)
- 

1. Residential 1 phase PV Inverters
Learning Track
0 of 16 courses completed
- 

2. Residential 3 phase PV Inverters
Learning Track
0 of 15 courses completed
- 

3. Residential 1 phase Storage Solutions
Learning Track
0 of 17 courses completed
- 

4. Residential 3 phase Storage Solutions
Learning Track
0 of 17 courses completed
- 

5. C&I and Utility Inverters
Learning Track
0 of 15 courses completed
- 

6. C&I Hybrid Inverters
Learning Track
0 of 14 courses completed

The screenshot shows a user interface for a learning track. At the top, there is a navigation bar with a 'Back to My Courses' link on the left and a 'Contact instructor' button on the right. Below this, the title '1. Residential 1 phase PV Inverters' is displayed in large white text. To the right of the title, it says '0 of 16 courses completed'. Below the title, there are two tabs: 'Outline' (selected) and 'About Learning Track'. The main content area shows a vertical list of stages and items:

- GoodWe Company Introduction** (Hide Stage)
 - GoodWe Company Introduction (In Progress (10.07% viewed))
- Product Portfolio: 1 phase PV Inverters** (Hide Stage)
 - 1. Residential 1 phase PV Inverters (Available after completion of the previous courses) (Locked)
- Installation & Configuration** (Hide Stage)
 - 1. DNS G3 (Available after completion of the previous courses) (Locked)
 - Product Installation Quiz (Available after completion of the previous courses) (Locked)

Video and Quiz per chapter

The screenshot shows a user interface for a course. At the top left is a red 'W' logo. Navigation links for 'My Courses' and 'My Trainings' are in the top center. On the right, there are icons for search, a notification with a red '3', and a user profile. The main header area features a background image of hands writing on a document. It includes a back arrow with the text 'Back to "1. Residential 1 phase PV Inverters"', a 'Contact instructor' button, and the course title 'GoodWe Company Introduction' with a 'Course' icon. Below the title, it says 'In Progress (10.07% viewed)'. A navigation bar contains 'Outline', 'About Course', 'Reviews', and 'Questions and Responses'. The 'Outline' section lists two items: 'GW Company Intro' (Video - 3 minutes, In Progress (20.14% viewed)) and 'GoodWe Company Introduction' (Online Quiz).

Register Now:

<https://goodweplus.ispringlearn.eu/signup/Z6dVFHknABzMcgRsq1QJ9NmWSSc>



THANK YOU